



A wood-burning stove is a lot more than just heating

Lifestyle - Tranquility - Reflection



2020 / 2021





Our products have always been about craftsmanship

Our products have always been about craftsmanship. VARDE Ovne was a smithy when we started out. This could be why a respectful understanding of craftsmanship is such a deep-seated part of our company. We never compromise on quality. On all our stoves, heat-exposed parts are made of solid cast iron. Extra trouble is always worth it when it comes to quality.

Your wood-burning stove is part of your furniture

Your wood-burning stove is an item you will see every day, so it is important that it matches your home. Producing a stove that is both functional and nice to look at is therefore integral to the design process. Scandinavian design is our source of inspiration. Simplicity, elegance, clean lines and visual harmony are just some of the stylistic features we try to achieve.

We thought about the environment on your behalf

We think it is important that our stoves are not an unnecessary environmental burden. We have therefore made sure that every single VARDE stove has been subjected to careful testing by independent testing agencies for environmental impact. This means that when you buy a VARDE stove, you are buying a stove that is compliant with the toughest environmental standards in Europe.

Guarantee

Every stove has various wear and tear parts which are expected to be replaced during the stove's service life. VARDE offers a five year guarantee against manufacturing errors and a six month warranty on selected wear and tear parts.

Read more at vardestoves.eu

All these features are included when you buy a VARDE stove



GLASS SIDE PANES

Several of VARDE's models feature large glass surfaces and side panes that let you enjoy the fire from various angles.

GLASS PANE CLEANING FUNCTION

All our stoves have pane-cleaning functionality that reduces soot formation on the glass when you operate the stove correctly.

EASY OPERATION

We have thought about the functional details. Air flow is easy to control and the fire chamber is easy to clean.

CONVECTION

All VARDE models are convection stoves, where the hot air is blown out from the top of the stove and distributed around the room.

HIGH COMBUSTION EFFICIENCY

Combustion efficiency is an expression of how much of the energy from the wood is exploited to heat the room. VARDE wood-burning stoves are all well-known for their combustion efficiency, which exceeds 80%.

THE ENVIRONMENT

All our stoves are CE certified, which means that they are compliant with Europe's toughest environmental legislation.

In other words, VARDE wood-burning stoves are also top-quality environmentally speaking.

CO₂ NEUTRAL

All VARDE wood-burning stoves are CO₂ neutral, which means that the wood has absorbed the same amount of CO₂ while growing in the wild as it emits during combustion.

Furthermore, the heat the stove produces replaces other forms of heating that could come from coal or oil.

CAST IRON AND STEEL

Exposed parts such as the smoke outlet and bottom grate on all VARDE wood-burning stoves are made of cast iron. That ensures longer service lives of the parts of the stove that are exposed to the most heat.

Some stoves also have a cast iron top plate and lid in keeping with the design. All VARDE wood-burning stoves have a fire chamber made of all-welded steel and are protected internally by cast iron and vermiculite.



AIR system

AIR model VARDE wood-burning stoves come ready for connection of an external air inlet for optimal firing and a better indoor climate – perfect for low-energy homes.



Convection system

Cool air is brought in via the bottom of the stove and heated air is discharged at the top. This ensures excellent air circulation inside the room and better heat distribution.



CO₂ neutral

All VARDEs wood-burning stoves are CO₂ neutral and characterised by high efficiency.



Grate disc

A grate disc at the bottom of the fire chamber allows you to finely separate the ash, which makes it easier to empty the ash pan.



Energy classification

The mandatory energy label contains information on the stove's energy classification and the direct heat output in kW.



MODEL

VARDE Nordic

Elegant series of wood stoves in a pure Nordic design, with lean rounded forms and top notch functionality and efficiency.



Better indoor climate thanks to Air system

Modern homes are very well-insulated. When using a wood-burning stove, you may experience that air in the room lacks humidity. It can also be difficult to achieve adequate air flow for combustion.

All our AIR models can be fitted with our Air system, which sucks air in from the outside. This can result in improved combustion, ensuring a proper, healthy indoor climate in your home.

VARDE NORDIC 3

Art. No. 101080

Colour	Black
Height	98 cm
Width	51 cm
Depth	45 cm
Output	5 KW
Firewood length	28 cm



NEW

VARDE NORDIC 7 AIR

Art. No. 101082

Colour	Black
Height	102 cm
Width	51x cm
Depth	44 cm
Output	6,2 KW
Firewood length	28 cm



NEW

VARDE NORDIC 9 AIR

Art. No. 101083

Colour	Black
Height	112 cm
Width	51x cm
Depth	44 cm
Output	6,2 KW
Firewood length	28 cm



NEW



**VARDE NICE**

Art. No. 100944

Colour	Black
Height	110 cm
Width	51 cm
Depth	44 cm
Output	6 KW
Firewood length	28 cm



MODEL

VARDE Nice

Enjoy an optimum flame that appears to be floating, while achieving better combustion and indoor climate.

**VARDE NICE AIR**

Art. No. 100985

Colour	Black
Height	110 cm
Width	51 cm
Depth	44 cm
Output	6 KW
Firewood length	28 cm

**VARDE LYON**

Art. No. 100943

Colour	Black
Height	100 cm
Width	51 cm
Depth	44 cm
Output	6 KW
Firewood length	28 cm

**VARDE LYON AIR**

Art. No. 100984

Colour	Black
Height	100 cm
Width	51 cm
Depth	44 cm
Output	6 KW
Firewood length	28 cm

**Handsome and practical soapstone top**

The handsome soapstone top, with maximum heat-retention, and top cover with logo can be purchased separately for both VARDE Lyon and VARDE Nice.

MODEL

VARDE Lyon

Combining an attractive view of the flames with better combustion and a healthy indoor climate.

MODEL

VARDE Aura

Feel the heat spreading through your living room with this free-standing, stylish stove.



VARDE AURA 7
Art. No. 101084

Colour	Black
Height	106 cm
Width	51 cm
Depth	45 cm
Output	5 KW
Firewood length	28 cm

NEW

Icons: [↑] [↻] [A+]




VARDE AURA 1
Art. No. 100025

Colour	Black
Height	100 cm
Width	51 cm
Depth	45 cm
Output	5 KW
Firewood length	28 cm

Icons: [↑] [↻] [☀] [A+]



VARDE AURA 11
Art. No. 100030

Colour	Black
Height	110 cm
Width	51 cm
Depth	45 cm
Output	5 KW
Firewood length	28 cm

Icons: [↑] [↻] [☀] [A+]



VARDE AURA 3
Art. No. 100027

Colour	Black
Height	87 cm
Width	48 cm
Depth	44 cm
Output	5 KW
Firewood length	28 cm

Icons: [↑] [↻] [☀] [A+]



VARDE AURA 3 NATURAL STONE
Art. No. 100029

Colour	Grey
Height	91 cm
Width	51 cm
Depth	46 cm
Output	5 KW
Firewood length	28 cm

Icons: [↑] [↻] [☀] [A+]

VARDE AURA 3
Small wood stove that produces heat and cosiness in all rooms.

Nature's heat source
The green natural stone cladding is sourced in Italy. It is a hard and durable material that retains heat, helping you to stay warm even long after you have stopped adding wood.



MODEL

VARDE Bolton

The camp-fire experience comes to your living room, thanks to this circular stove.



VARDE BOLTON AIR

Art. No. 100767

Colour	Black
Height	100 cm
Width	51 cm
Depth	45 cm
Output	7 KW
Firewood length	35 cm



Large fire chamber

The large fire chamber has room for logs up to 35 cm in length.



NEW

VARDE NOVA 1 AIR

Art. No. 101079

Colour	Black
Height	104 cm
Width	48 cm
Depth	37 cm
Output	5 KW
Firewood length	30 cm



MODEL

VARDE Nova 1

Slimline classic stove that enhances your room thanks to its elegant details



VARDE CARDIFF AIR

Art. No. 100768

Colour	Black
Height	90 cm
Width	51 cm
Depth	45 cm
Output	7 KW
Firewood length	35 cm



MODEL

VARDE Cardiff

Low stove with a large fire chamber, offering the best view of the flames from every angle.

MODEL

VARDE Bogö

Get in close to the flames, thanks to the double side panes which bring the right amounts of light and heat into your home.



VARDE BOGÖ

Art. No. 100842

Colour	Black
Height	100 cm
Width	49 cm
Depth	35 cm
Output	5,5 KW
Firewood length	28 cm



Placement-friendly series. Short distance to flammable materials.

MODEL

VARDE Als

Enjoy the cosiness as it fills your room with this simple and practical stove.



VARDE ALS

Art. No. 100843

Colour	Black
Height	100 cm
Width	46 cm
Depth	35 cm
Output	5 KW
Firewood length	28 cm



VARDE SAMSÖ SOAPSTONE

Art. No. 100007

Colour	Black
Height	103 cm
Width	49 cm
Depth	35 cm
Output	5 KW
Firewood length	28 cm



MODEL

VARDE Samsö

Popular stove, where design and functionality go hand-in-hand.



VARDE SAMSÖ

Art. No. 100005

Colour	Black
Height	100 cm
Width	49 cm
Depth	35 cm
Output	5 KW
Firewood length	28 cm



MODEL

VARDE Bornholm

Free-standing stove with a good view of the flames as they diffuse heat and cosiness through your home.



VARDE BORNHOLM

Art. No. 100846

Colour	Black
Height	100 cm
Width	46 cm
Depth	35 cm
Output	5,5 KW
Firewood length	28 cm





MODEL

VARDE Thurö

Feel the cosiness, when lighting up this classic stove with its arched top



VARDE THURÖ 13

Varenr. 100771

Vermiculite base with cast iron bottom grate..

Colour	Black
Height	96 cm
Width	52 cm
Depth	41 cm
Output	6 KW
Firewood length	35 cm



MODEL

VARDE Shape

It's easy to find the right spot for this stove due to its slimline oval shape.



VARDE SHAPE 2 AIR

Art. Nr. 100019

Colour	Black
Height	102 cm
Width	52 cm
Depth	41 cm
Output	5 KW
Firewood length	28 cm



VARDE SHAPE 2 AIR SPECKSTEIN

Art. Nr. 100019

Colour	Grey
Height	102 cm
Width	52 cm
Depth	41 cm
Output	5 KW
Firewood length	28 cm



Soapstone retains the heat

The elegant Finnish soapstone cladding is of the very best quality and has the unique ability to store and emit heat long after you have stopped adding firewood.





Fireplace kit
A stylish and indispensable fireplace kit with poker, broom and dustpan.



Stove barriers
A stove barrier prevents kids, pets and even grown-ups from venturing too close to the hot stove.



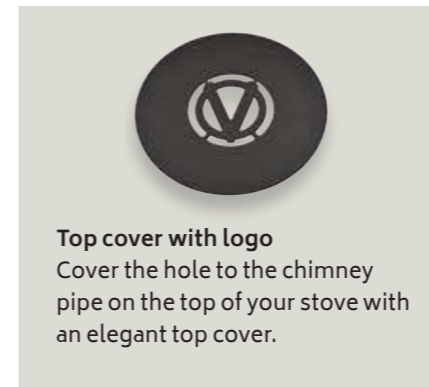
Glass cleaner
For easy and effective cleaning of your stove's glass.



Fireplace glove
Effective protection against heat.

Spare parts and accessories

Our range of spares and accessories ensures optimum utilisation of the stove and makes daily life with a wood-burning stove easier and safer.



Top cover with logo
Cover the hole to the chimney pipe on the top of your stove with an elegant top cover.



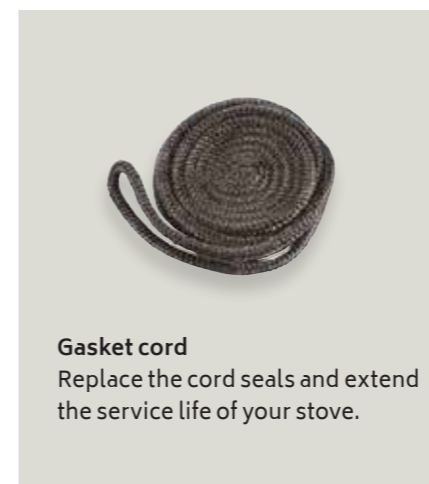
Ash pan
An ergonomically-designed ash pan that is also easy to clean.

Floor panels

Floor panels are not just a safety precaution these days; they are also an important component of the stove's overall finish. VARDE offers both steel and glass floor panels.

If the stove is placed on a floor made of flammable materials, the floor must be covered by a non-flammable material, such as a steel or glass plate or tiles.

If the stove is placed on a floor made of flammable materials, the non-flammable floor panel must be large enough to satisfy the minimum safety distances: 15 cm on the sides and 30 cm in front. However, 50 cm is recommended.



Gasket cord
Replace the cord seals and extend the service life of your stove.




Cast iron bottom grate
Bottom grate made of solid cast iron with attractive, elegant and invisible joints.

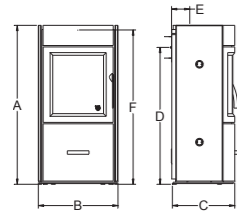
Tip Our baskets can hold much more than firewood. You can use them to store hats and gloves, newspapers, magazines, knitting materials or the children's toys.



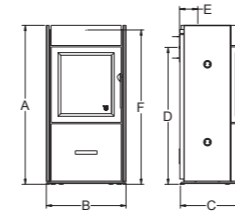
Baskets
Our range includes felt, rubber, metal and leather-look baskets.



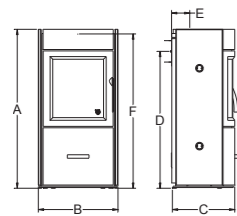
Technical data



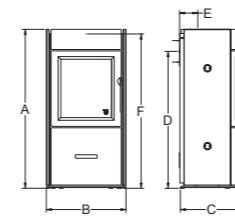
	NOVA 1 AIR	NORDIC 3	NORDIC 7 AIR	NORDIC 9 AIR	LYON	LYON AIR
Art. No.	101079	101080	101082	101083	100943	100984
EAN-No.	5703505053698	5703505053704	5703505053728	5703505053735	5703505051502	5703505051953
Colour	Black	Black	Black	Black	Black	Black
Fire chamber grate type	Grate disc	Bottom grate	Bottom grate	Bottom grate	Grate disc	Grate disc
External dimensions A x B x C (cm)	104x48x37	98x51x45	102x51x44	112x51x44	100x51x44	100x51x44
Centre of rear ue to bottom D (cm)	91	83	85	95	83	83
Rear edge to centre of flue E (cm)	17	17	16,5	16,5	16,5	16,5
Fitting height top F (cm)	102	98	99,5	109	97,5	97,5
Fire chamber Height x Width x Depth (cm)	28/38x20/33x14/23	24,5/36x30x28	36x31/39x25	36x31/39x25	36x31/40x25	36x31/39x25
Weight (kg)	103	99	104	111	104	104
Hose set for air supply (Ø cm)	6,3	-	8	8	-	8
Min. distance to in ammable material behind the stove (cm)	25	12,5	18	18	23	18
Min. distance to inflammable material beside the stove (cm)	40	30	45	45	60	45
Furniture distance (cm)	100	80	80	80	100	80
Nominal heat (kW)	5	5	6,2	6,2	6	6,2
Heating capacity (m²)	30-105	30-105	45-120	45-120	45-120	45-120
Combustion efficiency (%)	76	81	82	82	83	82
Flue draught min. Pascal	12	12	12	12	12	12
Energy category	A	A+	A+	A+	A+	A+



	AURA 11	BOLTON AIR	CARDIFF AIR	THURØ 13	SAMSØ	SAMSØ SPECKSTEIN
Art. No.	100030	100767	100768	100771	100005	100007
EAN-No.	5703505043132	5703505049622	5703505049646	5703505049677	5703505045914	5703505046997
Colour	Black	Black	Black	Black	Black	Black
Fire chamber grate type	Grate disc	Bottom grate	Bottom grate	Grate disc	Bottom grate	Bottom grate
External dimensions A x B x C (cm)	110x51x45	100x51x45	90x51x45	96x52x41	100x49x35	103x49x35
Centre of rear ue to bottom D (cm)	92	88	78	81	85,5	85,5
Rear edge to centre of flue E (cm)	17	19,7	19,7	15	11,5	11,5
Fitting height top F (cm)	107	99	89	93	99	99
Fire chamber Height x Width x Depth (cm)	26/38x30x30	44x44x36	44x44x36	24x40x31	26/38x30x26	26/38x30x26
Weight (kg)	113	104	100	96	80	91
Hose set for air supply (Ø cm)	-	8	8	-	-	-
Min. distance to in ammable material behind the stove (cm)	12,5	20	20	20	20	20
Min. distance to inflammable material beside the stove (cm)	30	103	103	40	20	20
Furniture distance (cm)	80	105	105	110	80	80
Nominal heat (kW)	5	7	7	6	5	5
Heating capacity (m²)	30-105	60-160	60-160	45-120	30-105	30-105
Combustion efficiency (%)	81	80	80	82	81	81
Flue draught min. Pascal	12	12	12	12	12	12
Energy category	A+	A+	A+	A+	A+	A+



	NICE	NICE AIR	AURA 1	AURA 3	AURA 3 SPECKSTEIN	AURA 7
Art. No.	100944	100985	100025	100027	100029	101084
EAN-No.	5703505051519	5703505051960	5703505048403	5703505043125	5703505043460	5703505053742
Colour	Black	Black	Black	Black	Grey	Black
Fire chamber grate type	Grate disc	Grate disc	Grate disc	Grate disc	Grate disc	Bottom grate
External dimensions A x B x C (cm)	110x51x44	110x51x44	100x51x45	87x48x44	91x51x46	106x51x45
Centre of rear ue to bottom D (cm)	93	93	83	71		83
Rear edge to centre of flue E (cm)	16,5	16,5	17	18	20	
Fitting height top F (cm)	108	108	97	87	87	98
Fire chamber Height x Width x Depth (cm)	36x31/40x25	36x31/39x25	26/38x30x30	26/38x30x26	26/38x30x26	24,5/36x30x28
Weight (kg)	113	113	104	106	190	98
Hose set for air supply (Ø cm)	-	8	-	-	-	-
Min. distance to in ammable material behind the stove (cm)	23	18	12,5	12,5	12,5	*
Min. distance to inflammable material beside the stove (cm)	60	45	30	30	30	*
Furniture distance (cm)	100	80	80	80	80	*
Nominal heat (kW)	6	6,2	5	5	5	5
Heating capacity (m²)	45-120	45-100	30-105	30-105	30-105	30-105
Combustion efficiency (%)	83	82	81	81	81	81
Flue draught min. Pascal	12	12	12	12	12	12
Energy category	A+	A+	A+	A+	A+	A+



	BOGØ	ALS	BORNHOLM	SHAPE 2 AIR	SHAPE 2 AIR SPECKSTEIN
Art. No.	100842	100843	100846	100019	100022
EAN-No.	5703505050383	5703505050390	5703505050420	5703505041565	5703505041596
Colour	Black	Black	Black	Black	Grey
Fire chamber grate type	Bottom grate	Bottom grate	Bottom grate	Grate disc	Grate disc
External dimensions A x B x C (cm)	100x49x35	100x46x35	100x46x35	102x52x41	105x52x41
Centre of rear ue to bottom D (cm)	85,5	85,5	85,5	87	87
Rear edge to centre of flue E (cm)	11,5	11,5	11,5	16	16
Fitting height top F (cm)	99	99	99	96	96
Fire chamber Height x Width x Depth (cm)	26/38x30x26	26/38x30x26	26/38x30x26	33/46x27/29x28	33/46x27/29x28
Weight (kg)	85	80	85	119	185
Hose set for air supply (Ø cm)	-	-	-	8	8
Min. distance to in ammable material behind the stove (cm)	30	20	30	10	10
Min. distance to inflammable material beside the stove (cm)	45	20	45	25	25
Furniture distance (cm)	110	80	110	80	80
Nominal heat (kW)	5,5	5	5,5	5	5
Heating capacity (m²)	30-105	30-105	30-105	30-105	30-105
Combustion efficiency (%)	80	81	80	80	80
Flue draught min. Pascal	12	12	12	12	12
Energy category	A+	A+	A+	A+	A+

* Further information at vardestoves.eu

At vardestoves.eu you will find up-to-date installation and operating manuals, energy labels, test certificates, DOP certificate, etc.

Important facts and exciting news

Visit vardestoves.eu for information about all our stoves, chimneys, accessories and spare parts, as well as extensive technical material and operating manuals.

Follow VARDE Ovne on Facebook and Instagram, where we share useful information, tips and the latest news on wood stoves, introduce our new models and much more.



We sell wood-burning stoves
But what we are really selling is lifestyle

VARDE Ovne A/S
Pottemagervej 1
DK-7100 Vejle
Tel. (+45) 74 82 00 03
sales@vardeovne.dk

To find your nearest dealer, visit www.vardestoves.eu